

Scaled data based on original data using
LM-79-08 Approved Method: Electrical and Photometric Measurements of Solid-
State Lighting Products

Test Report Prepared for
Cooper Lighting Solutions
(formerly Eaton)

Brand: INVUE

Report Number: P675166

Luminaire Tested: **CCW-SA-1A-830-U-T4FT**

Issue Date: 04/25/2023



Test Information

Test Method: LM-79-08
Report Number: P675166
Test Lab: INNOVATION CENTER(G1)
Issue Date: 04/25/2023
Manufacturer: COOPER LIGHTING SOLUTIONS (FORMERLY EATON)
Product Line: INVUE
Catalog Number: CCW-SA-1A-830-U-T4FT
Description: INVUE CLEAR CURVE Wall Pack MOUNT LIGHT SQUARE LUMINAIRE @350mA w/
T4FT distribution lens
Light Source: (16) 3000K CCT, 80 CRI LEDS
Ballast/Driver: ELECTRONIC DRIVER

Summary

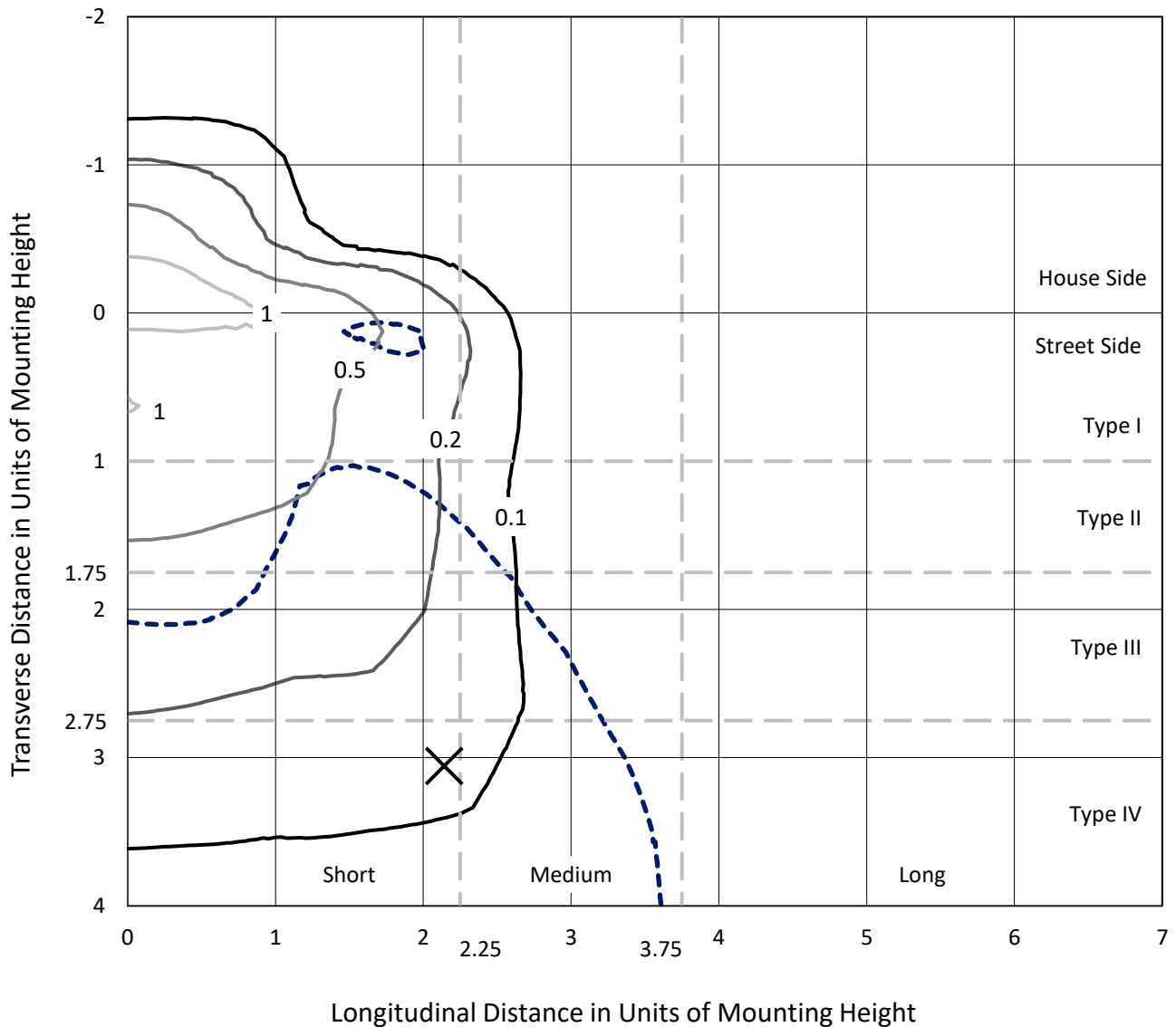
Lumens per Lamp: N/A
Luminaire Lumens: 2172.5 lumens
Efficiency: N/A
Efficacy: 120.7 lumens/watt
Luminous Opening: Rectangular (W 1' x L: 0.5' x H: 0')
IES Classification: Type IV - Short
BUG Rating: B1 - U0 - G1

Input Watts (W): 18
Input Voltage (V): 120
Input Current (Ain): NR
Voltage Rise (V): NR
Power Factor: NR
Total Harmonic Distortion (THDi): NR
Frequency (hertz): 60
Stabilization Time: NR
Operation Time: NR
Ambient Temperature (°C): NR
Test Distance: 25 FT

REPORT NUMBER: P675166
 CATALOG NUMBER: CCW-SA-1A-830-U-T4FT

Iso-Footcandle Lines of Horizontal Illumination

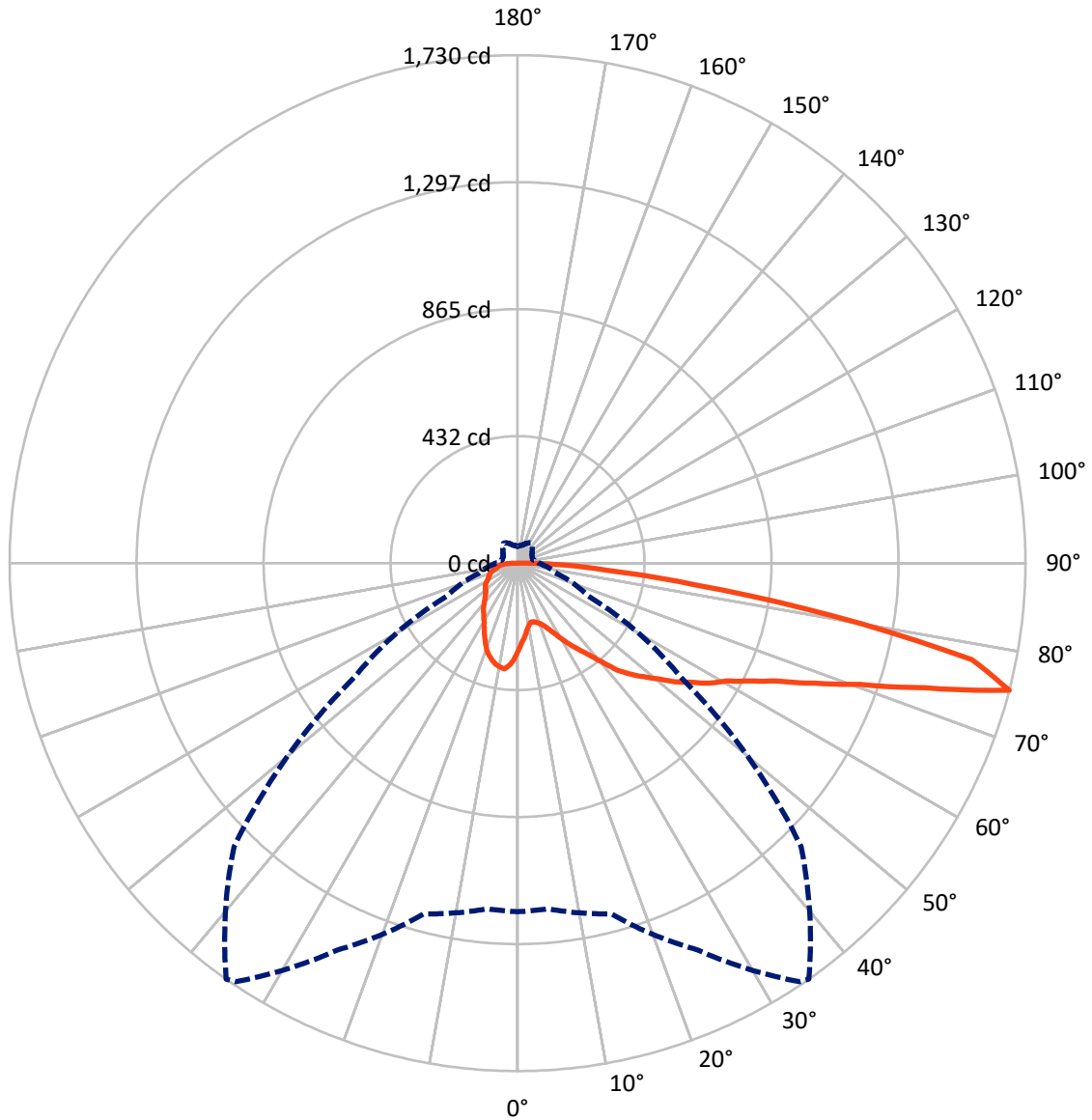
× Max cd
 - - - 1/2 Max cd



Based on 15 foot mounting height. Maximum calculated value = 1.6 fc
 Type IV - Short - N/A

REPORT NUMBER: P675166
CATALOG NUMBER: CCW-SA-1A-830-U-T4FT

Luminous Intensity Polar Plot



— Vertical Plane Through 35-Deg Lateral - - - Horizontal Cone Through 75-Deg Vertical

REPORT NUMBER: P675166
 CATALOG NUMBER: CCW-SA-1A-830-U-T4FT

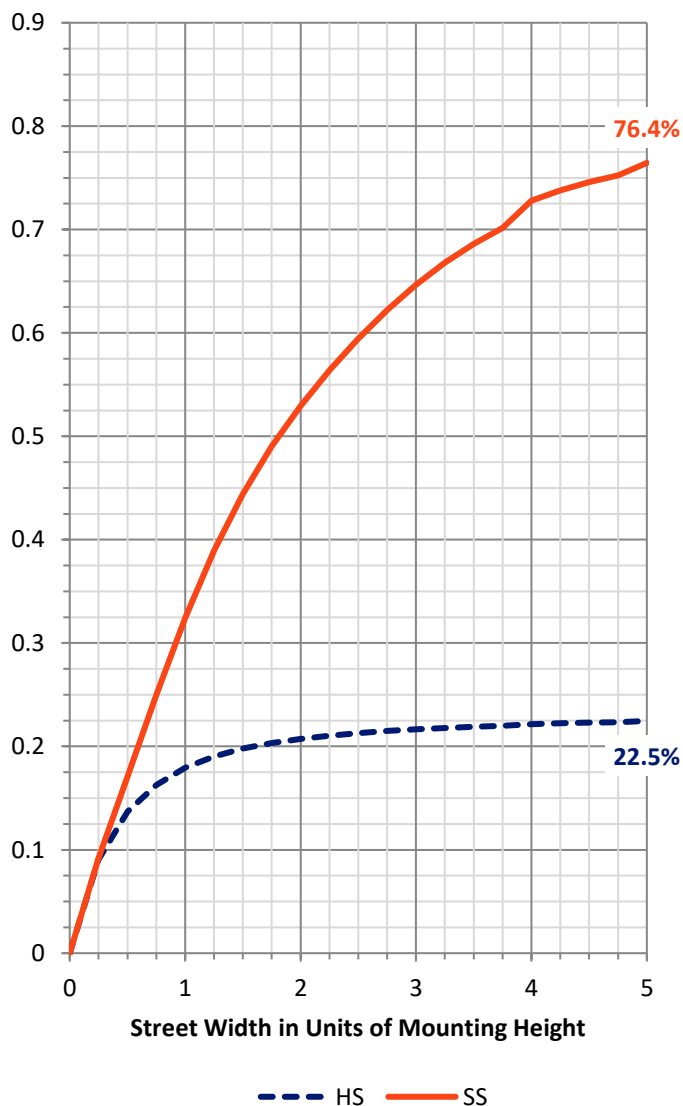
FLUX DISTRIBUTION:

		Downward	Upward	Total
House Side	Lumens	499.3	0.0	499.3
	% Fixture	23.0	0.0	23.0
Street Side	Lumens	1673.2	0.0	1673.2
	% Fixture	77.0	0.0	77.0
Total	Lumens	2172.5	0.0	2172.5
	% Fixture	100.0	0.0	100.0

Coefficient of Utilization

ZONAL LUMENS:

Zone	Lumens	% Fixture
0°-10°	28.4	1.3
10°-20°	82.3	3.8
20°-30°	136.6	6.3
30°-40°	202.5	9.3
40°-50°	291.9	13.4
50°-60°	401.4	18.5
60°-70°	495.9	22.8
70°-80°	453.7	20.9
80°-90°	79.9	3.7
90°-100°	0.0	0.0
100°-110°	0.0	0.0
110°-120°	0.0	0.0
120°-130°	0.0	0.0
130°-140°	0.0	0.0
140°-150°	0.0	0.0
150°-160°	0.0	0.0
160°-170°	0.0	0.0
170°-180°	0.0	0.0
0°-90°	2172.5	100.0
0°-180°	2172.5	100.0



REPORT NUMBER: P675166

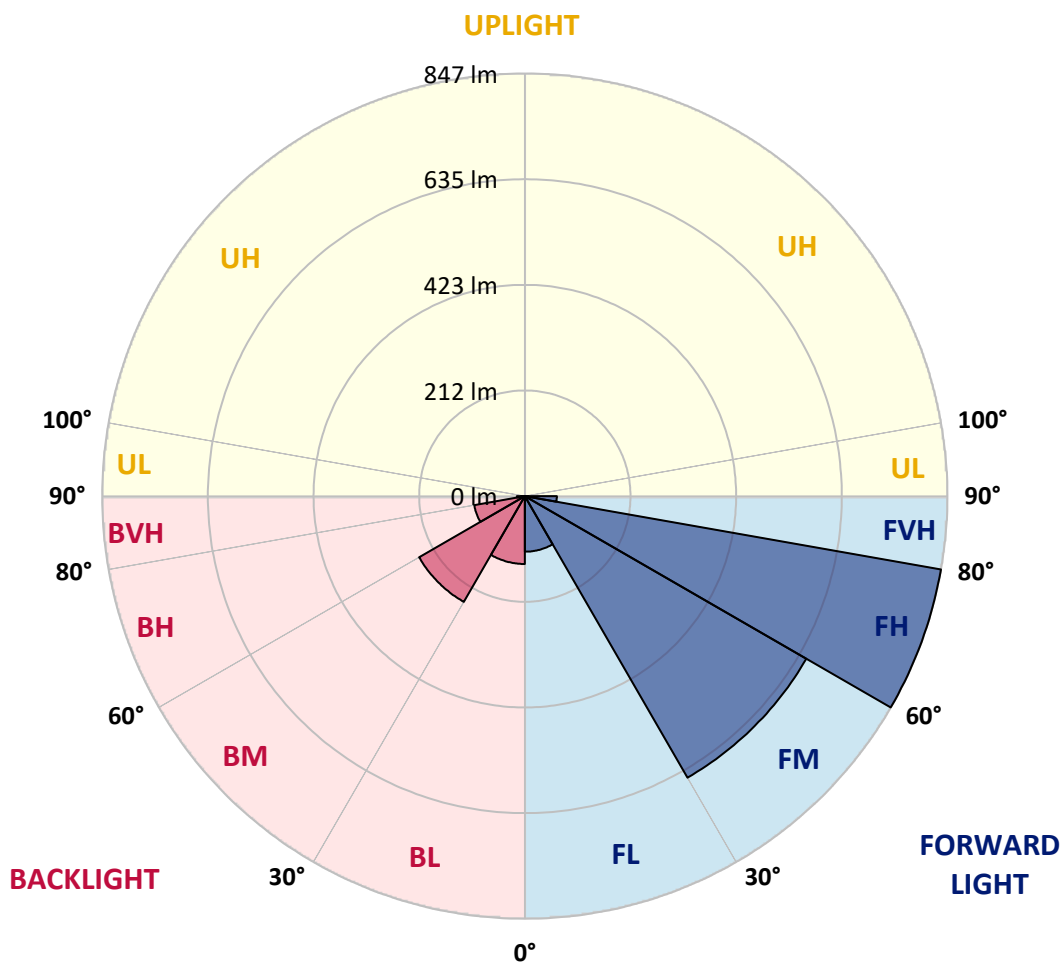
CATALOG NUMBER: CCW-SA-1A-830-U-T4FT

LUMINAIRE CLASSIFICATION SYSTEM LUMEN TABLE AND BUG RATING:

Zone	Lumens	% Fixture	Zone Rating/Lumen Limit		
			B	U	G
FL (0°-30°)	111.3	5.1			
FM (30°-60°)	651.2	30.0			
FH (60°-80°)	846.6	39.0			G1/1800
FVH (80°-90°)	64.1	3.0			G1/100
BL (0°-30°)	135.9	6.3	B1/500		
BM (30°-60°)	244.7	11.3	B1/1000		
BH (60°-80°)	102.9	4.7	B0/110		G0/110
BVH (80°-90°)	15.8	0.7			G1/100
UL (90°-100°)	0.0	0.0		U0/0	
UH (100°-180°)	0.0	0.0		U0/0	

BUG Rating: B1-U0-G1

Type IV Short





REPORT NUMBER: P675166
 CATALOG NUMBER: CCW-SA-1A-830-U-T4FT

CANDELA DISTRIBUTION (FULL):

	0°	5°	15°	25°	34°	35°	45°	55°	65°	75°	85°
0°	297.7	297.7	297.7	297.7	297.7	297.7	297.7	297.7	297.7	297.7	297.7
2.5°	269.6	267.2	269.6	271.2	271.2	271.2	273.6	280.8	285.6	288.8	294.4
5°	241.6	242.4	244.0	248.0	250.4	252.0	256.0	264.8	272.0	282.4	294.4
7.5°	216.8	218.4	220.8	224.8	230.4	229.6	238.4	250.4	264.0	277.6	295.2
10°	204.0	207.2	208.0	208.8	214.4	214.4	226.4	240.0	256.8	274.4	295.2
12.5°	206.4	206.4	204.0	203.2	206.4	205.6	216.0	232.0	250.4	275.2	298.5
15°	213.6	213.6	208.8	204.0	208.8	207.2	216.0	228.8	250.4	276.0	304.9
17.5°	223.2	224.0	218.4	210.4	212.0	212.8	219.2	231.2	250.4	277.6	313.7
20°	242.4	238.4	229.6	216.8	222.4	220.0	229.6	240.0	255.2	284.0	326.5
22.5°	259.2	259.2	242.4	231.2	232.0	232.0	240.8	249.6	262.4	292.8	336.1
25°	286.4	284.8	264.0	247.2	248.8	249.6	254.4	264.8	274.4	297.7	348.1
27.5°	320.9	316.9	296.0	276.8	270.4	272.8	275.2	283.2	285.6	305.7	362.5
30°	357.7	352.1	334.5	304.1	300.9	301.7	297.7	302.5	299.3	318.5	376.9
32.5°	380.9	380.9	364.1	341.7	332.9	332.9	319.3	322.5	322.5	330.5	402.5
35°	400.9	399.3	388.1	371.3	365.7	362.5	348.9	353.7	345.7	353.7	438.5
37.5°	431.3	426.5	421.7	410.5	399.3	396.9	389.7	392.9	381.7	377.7	479.3
40°	466.5	464.1	459.3	454.5	443.3	442.5	434.5	437.7	425.7	410.5	520.1
42.5°	518.5	511.3	496.1	492.1	494.5	497.7	494.5	488.9	467.3	448.1	564.1
45°	570.5	559.3	530.5	524.1	542.5	540.1	553.7	551.3	516.1	485.7	610.5
47.5°	604.1	594.5	571.3	567.3	575.3	578.5	619.3	612.1	556.1	520.1	655.3
50°	628.1	628.9	598.5	608.9	619.3	619.3	670.5	669.7	604.9	562.5	713.7
52.5°	663.3	652.1	639.3	648.9	663.3	671.3	734.5	716.9	635.3	598.5	779.3
55°	681.7	676.9	665.7	682.5	712.9	716.9	784.1	770.5	669.7	640.9	846.5
57.5°	688.9	692.9	711.3	718.5	760.9	771.3	828.9	809.7	701.7	693.7	898.6
60°	720.9	715.3	740.1	768.9	809.7	815.3	884.9	843.3	732.9	728.1	915.4
62.5°	785.7	771.3	784.9	819.3	876.1	883.3	944.2	888.1	746.5	751.3	914.6
65°	880.1	869.7	849.7	876.9	957.0	967.4	1013.8	926.6	742.5	743.3	849.7
67.5°	991.4	974.6	953.8	970.6	1068.2	1092.2	1098.6	943.4	714.5	698.5	691.3
70°	1089.0	1077.8	1064.2	1093.0	1229.0	1237.8	1204.2	933.0	636.9	560.9	460.9
72.5°	1180.2	1174.6	1182.6	1290.6	1446.6	1452.2	1303.4	867.3	503.3	340.1	214.4
75°	1187.4	1181.8	1237.0	1453.8	1719.5	1729.9	1365.0	680.1	265.6	138.4	90.4
77.5°	804.1	820.9	924.2	1273.0	1579.5	1581.9	1116.2	316.1	109.6	81.6	63.2
80°	197.6	219.2	348.1	658.5	1065.0	1091.4	611.3	106.4	72.0	62.4	47.2
82.5°	72.0	78.4	141.6	297.7	598.5	608.9	213.6	57.6	52.0	48.0	34.4
85°	34.4	35.2	67.2	146.4	302.5	299.3	76.8	34.4	37.6	32.8	20.8
87.5°	14.4	14.4	29.6	68.0	133.6	129.6	24.8	16.0	21.6	19.2	10.4
90°	0.0	0.0	0.0	0.0	0.0	0.0	0.0	0.0	0.0	0.0	0.0



REPORT NUMBER: P675166
 CATALOG NUMBER: CCW-SA-1A-830-U-T4FT

CANDELA DISTRIBUTION (continued):

	90°	95°	105°	115°	125°	135°	145°	155°	165°	175°	180°
0°	297.7	297.7	297.7	297.7	297.7	297.7	297.7	297.7	297.7	297.7	297.7
2.5°	298.5	300.1	306.5	311.3	316.1	320.1	326.5	326.5	330.5	330.5	330.5
5°	297.7	306.5	316.9	328.1	335.3	342.5	348.9	349.7	352.1	355.3	356.1
7.5°	300.9	309.7	326.5	342.5	351.3	354.5	362.5	360.1	360.1	360.1	362.5
10°	307.3	316.9	340.1	354.5	360.9	361.7	359.3	357.7	352.9	351.3	348.9
12.5°	312.1	328.9	352.1	363.3	360.9	358.5	352.9	344.9	339.3	337.7	337.7
15°	324.1	340.9	362.5	366.5	362.5	349.7	342.5	333.7	328.9	321.7	324.9
17.5°	334.5	353.7	372.9	368.1	360.1	340.1	329.7	316.9	310.5	302.5	302.5
20°	348.1	365.7	382.5	369.7	352.1	330.5	313.7	297.7	288.8	280.8	282.4
22.5°	363.3	379.3	388.1	363.3	340.1	315.3	292.0	276.8	265.6	260.8	262.4
25°	375.3	392.9	391.3	352.9	325.7	296.0	270.4	256.0	253.6	248.8	248.8
27.5°	390.5	408.9	388.9	340.1	301.7	265.6	249.6	244.0	244.0	241.6	243.2
30°	410.5	423.3	383.3	321.7	271.2	238.4	230.4	233.6	239.2	236.8	237.6
32.5°	443.3	441.7	378.5	300.9	239.2	212.0	217.6	224.0	228.8	231.2	232.8
35°	475.3	464.9	372.9	272.8	209.6	199.2	204.0	211.2	220.0	222.4	223.2
37.5°	507.3	488.9	363.3	238.4	191.2	188.0	192.8	196.8	204.0	205.6	207.2
40°	540.9	504.9	346.5	204.8	176.0	176.0	179.2	180.0	184.0	186.4	188.0
42.5°	570.5	520.1	316.1	173.6	160.0	165.6	166.4	164.8	161.6	163.2	164.0
45°	606.5	536.9	280.8	151.2	148.0	155.2	156.8	150.4	144.8	141.6	140.0
47.5°	641.7	554.5	250.4	132.8	136.8	148.0	148.0	140.8	131.2	123.2	120.0
50°	673.7	572.1	225.6	121.6	125.6	142.4	144.0	130.4	120.0	110.4	108.8
52.5°	727.3	601.7	200.0	112.8	119.2	138.4	137.6	125.6	112.0	101.6	100.8
55°	774.5	631.3	166.4	104.0	112.8	132.8	135.2	120.8	102.4	92.8	91.2
57.5°	808.9	638.5	132.8	95.2	106.4	126.4	129.6	111.2	96.0	88.0	87.2
60°	815.3	610.5	108.0	88.0	97.6	117.6	120.0	105.6	91.2	84.8	83.2
62.5°	785.7	556.9	92.0	81.6	90.4	108.8	113.6	99.2	86.4	80.8	80.0
65°	718.5	478.5	80.8	76.0	85.6	102.4	108.0	94.4	82.4	77.6	76.8
67.5°	568.9	367.3	72.0	72.0	79.2	96.0	104.0	91.2	78.4	75.2	74.4
70°	372.1	220.8	65.6	66.4	74.4	90.4	99.2	87.2	73.6	72.8	71.2
72.5°	160.0	101.6	58.4	60.8	67.2	80.8	92.0	81.6	68.0	65.6	63.2
75°	73.6	61.6	52.8	54.4	60.0	71.2	83.2	75.2	63.2	59.2	56.8
77.5°	52.0	44.8	44.0	47.2	51.2	61.6	73.6	70.4	58.4	55.2	53.6
80°	38.4	34.4	36.8	40.0	42.4	56.8	69.6	64.8	53.6	48.8	46.4
82.5°	27.2	25.6	28.8	32.0	34.4	49.6	64.0	56.8	44.8	40.8	36.8
85°	16.0	16.8	20.0	21.6	24.0	36.8	53.6	45.6	34.4	26.4	25.6
87.5°	7.2	7.2	9.6	10.4	12.0	21.6	36.0	28.8	21.6	16.8	16.0
90°	0.0	0.0	0.0	0.0	0.0	0.0	0.0	0.0	0.0	0.0	0.0

(END OF REPORT)